



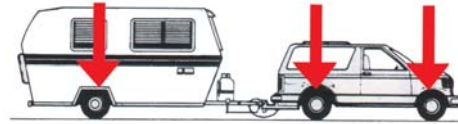
**HUSKY**  
TOWING PRODUCTS

# Weight Distribution Hitches

Weight distribution hitches evenly distribute weight over the entire length of tow vehicle and trailer, resulting in a more level ride with more control and stability, better braking, less strain on vehicle and increased towing capacity.



Without Weight Distribution



With Weight Distribution

## WEIGHT DISTRIBUTION HITCH FEATURES

- Husky's hitch head design reduces installation time.
- Open hitch head design allows easy access to hitch ball shank.
- Hitch head features built-in sway control ball platform.
- Hitch head accepts different spring bar capacities for maximum versatility and reduced inventory.
- Black polyester finish resists rust and corrosion.

- Lift brackets allow safe and easy hitch hook-up.
- Interchangeable spring bars fit left or right sides of hitch head.
- Includes assembly hardware and chains.
- Hitch ball not included. Be sure to match ball capacity to gross trailer weight.
- Available with or without ball mount shank (#07660).


See pages 77-79 for weight distribution hitch replacement parts.

## Round Bar Weight Distribution Hitch

Weight Distribution Hitch with Bolt-Together Ball Mount/Shank Assembly. Available with or without #07660 weight distributing shank.

- 8" total height adjustment. • Rise: 5-5/8"; Drop: 2-3/8". • Shank length: 10". • Ball to pin hole: 12-3/4". • Dual sway control platform.
- Raised ball platform for greater coupler clearance. • Balls not included; 1-1/4" hole on head assembly requires 1-1/4" shank on trailer ball.

**\*\*07036 requires a 2-1/2" receiver; do not exceed the vehicle's owners manual rating.**




### WEIGHT DISTRIBUTION HITCH, ROUND BAR: FULL SIZED TRAILERS

ROUND BAR		Complete Assembly (W/ Shank Assembly)	(Without Shank)
Tongue Wt. Range‡	Gross Trailer Wt.‡	Part #	Part #
400-600 lbs.	6,000 lbs.	07021	070211
501-800 lbs.	8,000 lbs.	07022	070221
801-1,200 lbs.	12,000 lbs.	07023	070231
1,001-1,400 lbs.	14,000 lbs.	07025	070251
1,201-1,700 lbs. **	15,000 lbs.	07036	n/a

## Round Bar Weight Distribution Hitch Package

Weight Distribution Hitch with Bolt-Together Ball Mount/Shank Assembly and Sway Control. • 8" total height adjustment. • Rise: 5-5/8"; Drop: 2-3/8". • Shank length: 10". • Ball to pin hole: 12-3/4". • Dual sway control platform. • Raised ball platform for greater coupler clearance. • Balls not included; 1-1/4" hole on head assembly requires 1-1/4" shank on trailer ball.



Package Contains the following:

- Weight Distribution Hitch rated up to 1,400lb Tongue Weight Trailers
- Dual Friction Sway Control brake pad system to diminish sway from windy conditions and passing vehicles (recommended on trailers over 16' in length)
- 2-5/16" Trailer Ball, pre-assembled to Weight Distribution Hitch
- Sway Control Ball included, but not pre-assembled.

Ready for Safe Towing out of the box!


QTY	Description	Part #
	WD Hitch & 1 Sway Control Package, 1200 lb.	30849
	WD Hitch & 1 Sway Control Package, 1400 lb.	30851
	WD Hitch & 2 Sway Controls Package, 1400 lb.	30852

# Weight Distribution Hitches



## Trunnion Bar Weight Distribution Hitch

Bolt-Together Hitch Head/Shank Assembly. • Fits Class III / IV 2" receivers • Bolt-together head with 8" of height adjustment • Black baked-on polyester powder-coat finish for superior rust protection • 5-year limited warranty. • 8" total height adjustment. • Rise: 7-1/2"; Drop: 1/2". • Shank length: 10". • Ball to pin hole: 12". • Balls not included; 1-1/4" hole on head assembly requires 1-1/4" shank on trailer ball.




WEIGHT DISTRIBUTION HITCH, TRUNNION BAR: FULL SIZED TRAILERS					
PIN TRUNNION BAR		Complete (W/ Shank Assy.)		(Without Shank)	
Tongue Wt. Range ‡	Gross Trailer Wt. ‡	Part #		Part #	
300-500 lbs.	5,000 lbs.	07026	*	n/a	
300-500 lbs.	5,000 lbs.	07027	**	n/a	
501-800 lbs.	8,000 lbs.	07020		070201	
801-1,200 lbs.	12,000 lbs.	07034		070341	

\* With offset snap up brackets. \*\* 6-1/2" total height adjustment, rise 4-3/4", drop 1-3/4", shank length 8-3/8", ball to pin hole 12-1/4".

‡ Limited to Vehicle Tow Rating; see Vehicle owners Manual.

**PIN TRUNNION FEATURES:** **A** Raised ball platform for greater coupler clearance, turning radius, access to trailer ball nut. Only 4" of ground clearance required to insert spring bars into pin trunnions. **B** Built-in dual sway control platform allows the use of either left or right sway control. When towing trailers longer than 24 feet, a second sway control should be added. **C** Spring bars are easily removed from pin trunnions with safety D-clips. Pin trunnions remain attached to head. **D** Unique pin trunnions attach to head using Grade 5 bolts instead of the standard knuckles. No need to remove pins so head stays clean and free of grease.

Balls not included

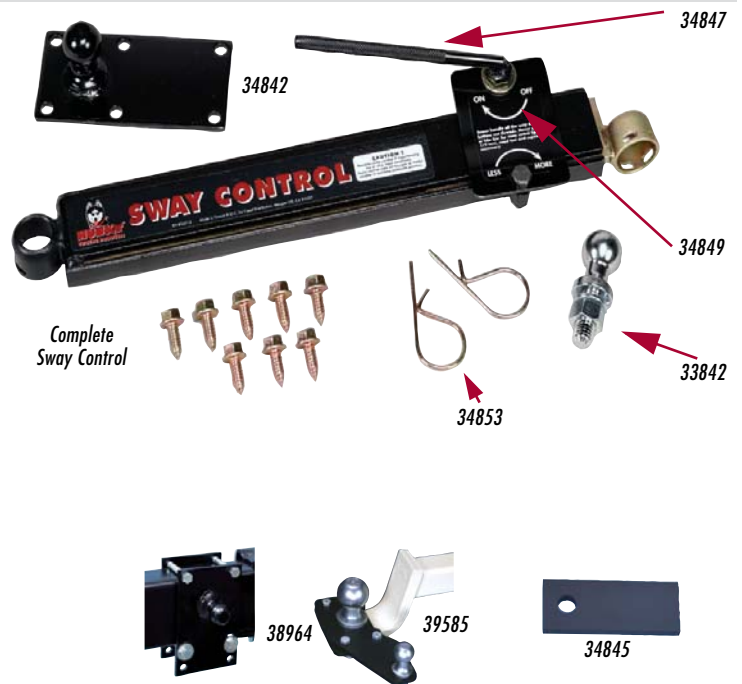


Trunnion Bar Hitch Accessories	Part #
Offset Snap-Up Bracket Assembly (Ideal for light duty WDH 07027; for use on tent trailers with swivel jacks; single unit with lift bracket)	07005
Deep Drop Shank, 7-1/4" rise, 4-1/4" drop	07611
Safety D-Clip (C)	30125

## Sway Control

• Dual friction brake pad system provides constant and adjustable sway reduction. • Diminishes sway from windy conditions & passing vehicles. • Secures with socket & spring clip connectors. • Detaches quickly for storage. • Right-handed & left-handed models.  
NOTE: for trailers 24' and longer, the use of both Right Hand and Left Hand sway controls is recommended.

Description	Part #
Sway Control, RH, Packaged	34715
Sway Control, LH, Packaged	37498
Sway Control Parts & Accessories	
Weld-on Ball Mount Bar	34845
Replacement Slide Bar	34846
LS Replacement Friction Plate	34849
Replacement Crank Handle	34847
Replacement Tongue Ball Plate	34842
Replacement Spring Clip, 1/2", Bulk	34853
Sway Control Ball, 1"	33842
Ball Mount Adapter, Boxed	39585
Replacement Screws, Pkg/8	71195
Clamp-On Sway Control Ball Kit (for no-drill applications; fits frames up to 6")	38964






## Other Weight Distribution Hitch Parts & Accessories

**HUSKY CHAIN-LIFT BRACKET SERVICE KIT:** Used to replace weight-distributing hitch's broken or damaged chain-lift units. Supports trunnion or round bar 500-1200 lb. spring bars. Boxed kit includes two lift brackets, two mounting bolts and two spring clips. Works with either trunnion style or round-bar weight distribution hitches from Husky and other brands, including Jayco Joy Flight models and other hard to fit applications. Finished with a baked-on black polyester powder-coat.

Description	Part #
Chain Lift Bracket Service Kit	<b>31260</b>
Chain Service Kit, 11 Link <i>NEW!</i>	<b>30698</b>



## Hitch Heads and Shank Kits

**WEIGHT DISTRIBUTING BALL MOUNT SHANK FEATURES:**

- 2" x 2" solid steel for Husky and other weight distributing hitches.
- Hitch pin hole accepts 5/8" hitch pin or hitch lock.
- Black polyester painted finish.
- Models feature various rise and drop positions for use on vehicles with high or low ground clearance.

Type	Hitch Head & Shank Kit	Part #
ROUND	Includes 10" shank 07660, with hardware	<b>07658</b>
ROUND	Includes 10" shank 07663, with hardware	<b>07670</b>
TRUNNION	Includes 10" shank 07660, with hardware	<b>07659</b>
TRUNNION	Includes 14" shank 07662, with hardware	<b>07667</b>
TRUNNION	Includes 10" shank 07663, with hardware	<b>07668</b>

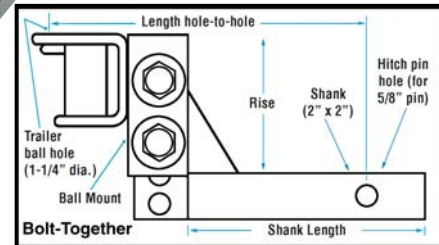


Round



Trunnion

Bolt-Together Shank Only							Part #
Shank Length	Length (Ball hole to Pin Hole)		Rise		Drop		Bolted Shank
	Round	Trunnion	Round	Trunnion	Round	Trunnion	
*10"	12-3/4"	12"	6-1/2"	7-1/2"	2-1/2"	1/2"	<b>07660</b>
12"	12"	13-7/8"	6-1/2"	7-1/2"	2-1/2"	1/2"	<b>07661</b>
14"	14"	16"	6-1/2"	7-1/2"	2-1/2"	1/2"	<b>07662</b>
10"	10"	11-7/8"	9-3/4"	10-3/4"	5"	3-3/4"	<b>07663</b>
14"	14"	15-7/8"	9-3/4"	10-3/4"	5"	3-3/4"	<b>07664</b>
12"	12"	14"	13-1/2"	13-1/4"	9-3/4"	8-1/4"	<b>07598</b>



\* Included with bolt on Weight Distributing Hitch